



Log in

[Forgot Username or Password?](#)

Logging in for the first time?

[Create a Username](#)

Filing a Pass Through Entity Tax Return

Register a new business, file returns and make payments without creating a myconnect username. Available forms to file non-logged on include: Attorney Occupational Tax, Estate and Gift Tax, and Controlling Interest Tax. For other returns and filing options, login with your Connecticut Registration Number.

- > [New Business/Need a CT Registration Number?](#)
- > [Make a Bill Payment](#)
- > [Apply/Renew Tax Exemption Form](#)
- > [File Returns/Extension](#)

Individuals can make payments and file certain forms without logging in. Click on a link below for more options. DRS recommends you create a username for all filing transactions.

- > [Make a Payment or Estimated Payment](#)
- > [File Returns/Taxes](#)
- > [File an Extension](#)
- > [Where's my Refund?](#)
- > [What's My 1099-G Amount?](#)
- > [Upload Earned Income Tax Credit \(EITC\) Documents](#)
- > [File your Earned Income Tax Credit \(EITC\) Protest](#)
- > [View Tax Calculators](#)

Shortcuts to other DRS resources

- > [Make a Warrant Payment](#)
- > [myCTREC - Connecticut Real Estate Conveyance Tax Electronic Filing Portal](#)
- > [Earned Income Tax Credit Information \(EITC\)](#)
- > [DRS Publications](#)
- > [New Businesses Portal](#)
- > [Individual Income Tax Information](#)
- > [Third Party Bulk Filers Information](#)





Username

Password

[Log in](#)

[Forgot Username or Password?](#)

Logging in for the first time?

[Create a Username](#)

The data you see in this tutorial is completely fictitious. It was made for instructional purposes only. Any resemblance to a real person or business is completely coincidental.



> [View Tax Calculators](#)





Once you are logged in to **myconneCT**, the Summary page is displayed. Locate the Pass-Through Entity account for which you would like to file your return.

To begin filing your return, click the **File Now** hyperlink next to the “Return Period Ending On...” text.

Summary **Action Center** ² Settings More...

Filter

Pass Through Entity

SMALL BUSINESS, LLC
14 MAIN DR
BEACON FALLS CT 06403-1631
[Action Center Items](#) ²

Return Period Ending On 31-Jan-2022 [> File Now](#)

Annual Filer

Due

18-Apr-2022

Account [> View/File Returns and View Period Detail](#)

Account ID: 0200016643 [> Make an Estimated Payment](#)

CT Registration No: 100802151000 [> Make a Payment](#)

Balance

\$124.95

Available Prepayments [> View Prepayments](#)

Payments on File

\$100.00



< SMALL BUSINESS, LLC

Read the Return Information section carefully, then click **Next**.

Note: Schedule CT-AB (Alternative Base Calculation), Schedule CT-CE (Combined Election Schedule), and CT-NR (Elective Composite Income Tax Remittance Calculation) are not supported through **myconneCT**.

For form instructions, please [click here](#).

This return is late and may be subject to Penalty and Interest charges. The estimated Penalty and Interest amounts have been estimated based on the full amount of tax due being paid with this filing.

Return Information

This application only allows for the Standard Base tax calculation **and** does not provide completed **Schedule CT K-1, Member's Share of Certain Connecticut Items** to furnish to members. A PE that files any of the schedules below, or that elects to be included in a combined group, should use third-party software to file Form CT-1065/CT-1120SI along with any associated schedules.

The following schedules are not supported through **myconneCT**:

- **Schedule CT-AB**, *Alternative Base Calculation*
- **Schedule CT-CE**, *Combined Election*
- **Schedule CT-NR**, *Elective Composite Income Tax Remittance Calculation*

Click 'Next' to continue

Cancel

Save Draft

< Previous

Next >



< SMALL BUSINESS, LLC

CT-1065/CT-1120SI Pass Through Entity Tax Return

31-Jan-2022
Pass Through Entity
100802151000
SMALL BUSINESS, LLC

\$0.00

Balance Due

18-Apr-2022

Due Date

Enter the required Pass-Through Entity Information. Click **Next** to continue.

Pass-Through Entity Information

Type of PE

S corporation

A. Final return: If you are no longer subject to the tax in Connecticut; please go to the "More..." tab and then "Taxpayer Updates" to close your tax

Not applicable

Is this a short period return?

No Yes

B. Reason for amended return, if applicable (Check one):

Not applicable

IRS adjustments or amended federal return?

No Yes

Other reason?

No Yes

C. Enter the six-digit Business Code Number from federal Form 1065 or federal Form 1120S

541921

D(a). Did this PE transfer a controlling interest in an entity that owns, directly or indirectly, CT real property?

No Yes

D(b). If this PE directly or indirectly owns CT real property, was a controlling interest of this PE transferred?

No Yes

Cancel

Save Draft

< Previous

Next >




< SMALL BUSINESS, LLC

CT-1065/CT-1120SI Pass Through Entity
Tax Return

\$0.00
Balance Due

Click the **Add a Record** hyperlink to add member information.



Part 3 - Member Information

The sum of distributive shares percentage and the sum of capital ownership percentage must both equal exactly 1.000000: Please enter all percentages as a decimal.

Member #	Member Name	Address, City, State, and ZIP Code	ID Type	ID	Member Type Code	Distributive Share % (Enter as decimal)	Capital Ownership % (Enter as decimal)
----------	-------------	------------------------------------	---------	----	------------------	---	--

+ Add a Record

+ Add a Record

Cancel

Save Draft

< Previous

Next >



< SMALL BUSINESS, LLC

Part 3

Part 3 - Member Information

Member #	<input type="text"/>
Member Name	<input type="text" value="Sherri Benson"/>
Address, City, State, and ZIP Code	<input type="text" value="120 Pin Ridge Rd.
Wilton, CT 06897"/>
ID Type	<input type="text" value="Social Security No."/>
SSN	<input type="text" value="398-24-9802"/>
Member Type Code	<input type="text" value="Corporate member"/>
Distributive Share % (Enter as decimal)	<input type="text" value="1.000000"/>
Capital Ownership % (Enter as decimal)	<input type="text" value="1.000000"/>

Enter the required member information and click **Add**.




< SMALL BUSINESS, LLC

CT-1065/CT-1120SI Pass Through Entity
Tax Return

\$0.00
Balance Due

Repeat the previous steps until you have entered all member information, then click **Next**.



Part 3 - Member Information

The sum of distributive shares percentage and the sum of capital ownership percentage must both equal exactly 1.000000: Please enter all percentages as a decimal.

	Member #	Member Name	Address, City, State, and ZIP Code	ID Type	ID	Member Type Code	Distributive Share % (Enter as decimal)	Capital Ownership % (Enter as decimal)
		Sherri Benson	120 Pin Ridge Rd. Wilton, CT 06897	Social Security No.	398-24-9802	Corporate member	1.000000	1.000000
+ Add a Record								
1 Rows							1.000000	1.000000
+ Add a Record								

Cancel

Save Draft

< Previous

Next >



Part 2 - Allocation and Apportionment of Income

Complete this section only if **all of the following** apply to the PE:

- The PE carries on business both within and outside Connecticut; **and**
- The PE does not maintain books and records that satisfactorily disclose the portion of income, gain, loss or deduction derived from or connected with Connecticut sources.

Did the PE conduct business only in Connecticut during the year?

No	Yes
----	-----

Column A
Connecticut

Column B
Everywhere

If applicable, enter allocation and apportionment of income.

Complete this section only if the PE conducts business both within and outside of Connecticut, **and** the PE does not maintain books and records that satisfactorily disclose the portion of income gain, loss, or deduction derived from or connected with Connecticut sources.

Click **Next**.

Cancel

Save Draft

< Previous

Next >

Part 1, Schedule B – Computation of PE's Own Connecticut Source Income/(Loss)

	Column A Amounts Reported by this PE on Federal Schedule K	Column B Amounts From Subsidiary PE(s)	Column C PE's Income/(Loss) From Its Own Activities (Column B subtracted from column A)	Column D PE's Connecticut Source Income/(Loss) From Its Own Activities
1. Ordinary business income (loss)	0.00	0.00	0.00	0.00
2. Net rental real estate income (loss)	50,345.00	0.00	50,345.00	50,345.00
3. Other net rental income (loss)	0.00	0.00	0.00	0.00
4. Guaranteed payments	0.00	0.00	0.00	0.00
5. Interest income	0.00	0.00	0.00	0.00

Fields with light gray highlights are calculated for you. Enter the required information and click **Next**.

9a. Net long-term capital gain (loss)	0.00	0.00	0.00	0.00
10. Net section 1231 gain (loss)	0.00	0.00	0.00	0.00
11. Other income (loss)	0.00	0.00	0.00	0.00
11a. Subtotal (Sum of line 1 though 11)	50,345.00	0.00	50,345.00	50,345.00
12. Section 179 deduction	0.00	0.00	0.00	0.00
13. Other deductions	0.00	0.00	0.00	0.00
13a. Subtotal (Sum of lines 12 and 13)	0.00	0.00	0.00	0.00
14. Total (Line 13a subtracted from line 11a)	50,345.00	0.00	50,345.00	50,345.00

Do you have any Connecticut modifications to report?

No

Yes

Cancel

Save Draft

< Previous

Next >

CT-1065/CT-1120SI Pass Through Entity Tax Return

31-Jan-2022
Pass Through Entity
100802151000
SMALL BUSINESS, LLC

\$4,293.00

Balance Due

18-Apr-2022

Due Date



Part 1, Schedule B – Computation of PE's Own Connecticut Source Income/(Loss)

Column A	Column B	Column C	Column D
Amounts Reported by this PE on Federal Schedule K	Amounts From Subsidiary PE(s)	PE's Income/(Loss) From Its Own Activities (Column B subtracted from column A)	PE's Connecticut Source Income/(Loss) From Its Own Activities

The Balance Due at the top of the window is updated automatically as you complete your return. **Green text** indicates a credit balance to be refunded or carried forward. **Red/Orange text** indicates a tax due amount.

Continue entering the required information and click **Next**.

18. Subtotal (Sum of lines 16, 17a, and 17b)	50,345.00	0.00	50,345.00	50,345.00
19. Net operating loss deduction				0.00
20. Total (Line 19 subtracted from line 18)	50,345.00	0.00	50,345.00	50,345.00

Cancel

Save Draft

< Previous

Next >



< SMALL BUSINESS, LLC

CT-1065/CT-1120SI Pass Through Entity
Tax Return

\$4,293.00

Balance Due

31-Jan-2022

Pass Through Entity

100802151000

SMALL BUSINESS, LLC

18-Apr-2022

Due Date



Part 1, Schedule D - Subsidiary PE Information

Name of Subsidiary PE	FEIN	(A) Amount Reported on Federal K-1	(B) Amount From Connecticut Sources	(C) PE Tax Credit Reported on CT K-1
-----------------------	------	------------------------------------	-------------------------------------	--------------------------------------

[+ Add a Record](#)

[+ Add a Record](#)

Cancel

Save Draft

< Previous

Next >

If applicable, click the **Add a Record** hyperlink to add Subsidiary PE Information.



< SMALL BUSINESS, LLC

CT-1065/CT-1120SI Pass Through Entity
Tax Return

31-Jan-2022
Pass Through Entity

\$4,293.00

Balance Due

18-Apr-2022

Due Date

Part 1 Schedule D



Part 1, Schedule D - Subsidiary PE Information

Name of Subsidiary PE *

Required

FEIN *

Required

(A) Amount Reported on Federal K-1

0.00

(B) Amount From Connecticut Sources

0.00

(C) PE Tax Credit Reported on CT K-1

0.00

Cancel

Add

Enter any required Subsidiary PE Information here. If you were adding Schedule D information you would click Add. In this example, we will instead click **Cancel**.



< SMALL BUSINESS, LLC

CT-1065/CT-1120SI Pass Through Entity
Tax Return

31-Jan-2022

Pass Through Entity

100802151000


SMALL BUSINESS, LLC

\$4,293.00

Balance Due

18-Apr-2022

Due Date



Part 1, Schedule D - Subsidiary PE Information

Name of Subsidiary PE	FEIN	(A) Amount Reported on Federal K-1	(B) Amount From Connecticut Sources	(C) PE Tax Credit Reported on CT K-1
-----------------------	------	------------------------------------	-------------------------------------	--------------------------------------

+ Add a Record

+ Add a Record

Cancel

Save Draft

< Previous

Next >

Click **Next** to continue to the next step.

Part 4 – PE's Total Connecticut Source Income/(Loss)

Column A: Report amounts from Part 1, Schedule B, Column D. Include modification from Part 1, Schedule C, column D where applicable.

Column B: Report this information from Part 2 of the Schedule CT K-1(s) from subsidiary PE(s)

	Column A Connecticut Source Portion of PE Income/(Loss) From PE's Own Activities	Column B Connecticut Source Portion of Subsidiary PE Income/(Loss)	Column C PE's Total Connecticut Source Income/(Loss) (Column A plus column B)
1. Ordinary business income (loss)	0.00	0.00	0.00
2. Net rental real estate income (loss)	50,345.00	0.00	50,345.00
3. Other net rental income (loss)	0.00	0.00	0.00
4. Guaranteed payments	0.00	0.00	0.00
5. Interest income	0.00	0.00	0.00

Enter the PE's Total Connecticut Source Income/(Loss). Column A should reflect what was entered on Part 1, Schedule B, Column D. If applicable, Column B should reflect what was reported in Part 2 for subsidiary PEs.

Once you have completed Part 4, click **Next**.

12. Section 179 deduction	0.00	0.00	0.00
13. Other deductions	0.00	0.00	0.00

[Cancel](#)
[Save Draft](#)
[< Previous](#)
[Next >](#)



< SMALL BUSINESS, LLC

CT-1065/CT-1120SI Pass Through Entity
Tax Return

\$4,293.00

Balance Due

31-Jan-2022

18-Apr-2022

Due Date

Pass Through Entity

100802151000

SMALL BUSINESS, LLC



Part 7 – Connecticut Income Tax Credit Summary

Member #	Member Name	3. Angel investor tax credit	4. Insurance reinvestment fund tax credit	5. Total credits (Sum of lines 3 and 4)
	Sherri Benson	0.00	0.00	0.00
		0.00	0.00	0.00

Cancel Save Draft

< Previous **Next** >

If applicable, report Angel investor and Insurance reinvestment tax credits for each member by entering the amounts in the appropriate columns. The **Total Credits** column will be calculated for you.

Click **Next** to continue.

CT-1065/CT-1120SI Pass Through Entity
Tax Return

31-Jan-2022
Pass Through Entity

\$4,293.00

Balance Due

18-Apr-2022

Due Date

If applicable, enter any payments you have made or overpayments from the previous year that should be applied to this period, then click **Next**.

Part 1, Schedule A - Computation of Amount Due

1. PE income/(loss) subject to tax (From Part 1, Schedule B, line 20, column D)	50,345.00
2a. PE tax due (Line 1 multiplied by 6.99%. If Line1 is negative, then zero.)	3,519.00
2b. Elective composite income tax remittance	Not supported by myconneCT
2. Total tax due	3,519.00
3a. 2021 estimated payments	0.00
3b. Payment made with Form CT-1065/CT-1120SI EXT	0.00
3c. Overpayment from prior year applied to 2021	0.00
3. Total payments (Sum of lines 3a, 3b, and 3c)	0.00
4. Balance due (Line 3 subtracted from line 2)	3,519.00

Cancel

Save Draft

< Previous

Next >



< SMALL BUSINESS, LLC

CT-1065/CT-1120SI Pass Through Entity
Tax Return

31-Jan-2022
Pass Through Entity
100802151000
SMALL BUSINESS, LLC

\$4,293.00

Balance Due

18-Apr-2022

Due Date



Part 8 – Direct PE Tax Credit Calculation

This page has been automatically calculated. Please review these values to ensure they are correct. If everything appears correct, click "Next" to proceed.

1. Amount of tax from Part 1, Schedule A, Line 2a	3,519.00
2. Total direct PE tax credit available to members (Line 1 multiplied by 87.5%)	3,079.00

Cancel

Save Draft

< Previous

Next >

Review the Direct PE Tax Credit Calculation, then click **Next**.



< SMALL BUSINESS, LLC

CT-1065/CT-1120SI Pass Through Entity **\$4,293.00**

The Allocation of PE Tax Credit to Members is automatically calculated for you. Review the values to ensure their accuracy. If everything appears correct, click **Next**.



For form instructions, please click [here](#).

Part 9 - Allocation of PE Tax Credit to Members

- This page has been automatically calculated. Please review these values to ensure they are correct. If everything appears correct, click "Next" to proceed.
- Column A: Total Direct PE Tax Credit Available to Members from Part 8, Line 2 allocated to members in accordance with each member's percentage of the PE's distributive share of income specified in Part 3.
- Column B: Total PE Tax Credit from subsidiary PE(s) reported on Part 1, Schedule D, Line 7, Column C allocated to members in accordance with each member's percentage of the PE's distributive share of income specified in Part 3.

Member #	Member Name	(A) Direct PE Tax Credit	(B) Indirect PE Tax Credit from Subsidiary PE(s)	(C) Total PE Tax Credit (Sum of columns A and B)
	Sherri Benson	3,079.00	0.00	3,079.00
		3,079.00	0.00	3,079.00

Cancel

Save Draft

< Previous

Next >



If applicable, enter each member's share of Connecticut modifications. If you wish to enter information for additional noncorporate members or PEs, use the Previous button to return to the appropriate page.

Click **Next** to continue.



For form instructions, please click [here](#).

Part 9 - Allocation of PE Tax Credit to Members

- This page has been automatically calculated. Please review these values to ensure they are correct. If everything appears correct, click "Next" to proceed.
- Column A: Total Direct PE Tax Credit Available to Members from Part 8, Line 2 allocated to members in accordance with each member's percentage of the PE's distributive share of income specified in Part 3.
- Column B: Total PE Tax Credit from subsidiary PE(s) reported on Part 1, Schedule D, Line 7, Column C allocated to members in accordance with each member's percentage of the PE's distributive share of income specified in Part 3.

Member #	Member Name	(A) Direct PE Tax Credit	(B) Indirect PE Tax Credit from Subsidiary PE(s)	(C) Total PE Tax Credit (Sum of columns A and B)
	Sherri Benson	3,079.00	0.00	3,079.00
		3,079.00	0.00	3,079.00

Cancel

Save Draft

< Previous

Next >

Review the return summary. Click **Next** to continue.

For form instructions, please [click here](#).

This return is late and there is a balance due. Penalty and Interest have been calculated based on this filing. The amount of penalty and interest may increase if full payment is not made with this return. If you plan on making payment with this filing, and you disagree with these calculations, you will have the opportunity to reduce the amount of your payment on the direct payment page.

Return Summary

4. Balance due (Line 3 subtracted from line 2)	3,519.00
5a. Estimated penalty	352.00
5b. Estimated interest	422.00
5c. Interest on underpayment of estimated tax	0.00
5d. Annualizing estimated payments	<input type="checkbox"/>
5. Total penalty and interest (Sum of lines 5a, 5b, and 5c)	774.00
6a. Amount to be credited to 2022 estimated PE tax	0.00
6b. Amount to be refunded	0.00
6. Total to be credited or refunded (Sum of lines 6a and 6b)	0.00
7. Total amount due (Sum of lines 4 and 5)	4,293.00

Cancel

Save Draft

< Previous

Next >



< SMALL BUSINESS, LLC

If you need to attach additional schedules or supporting return documentation, click **Add**. In this example, we will not attach any additional schedules.

Click **Next** to continue.

For form instructions, please click [here](#).

Return Documentation

Form CT-1065/CT-1120SI must be filled out with the appropriate forms and schedules attached. You can visit the [CT Department of Revenue services website](#) to download and print the forms.

Attachments

[Add](#)

Type	Name	Size
There are no attachments.		

Cancel

Save Draft

< Previous

Next >



< SMALL BUSINESS, LLC

CT-1065/CT-1120SI Pass Through Entity
Tax Return

31-Jan-2022
Pass Through Entity
100802151000
SMALL BUSINESS, LLC

\$4,293.00

Balance Due

18-Apr-2022

Due Date



Please Select a Payment Method

Pay with using Bank Account or Credit Card

Select this option to make a payment with this return. You will have the option to make a payment with a bank account or credit card. The direct payment option allows you to transfer funds by authorizing the Department of Revenue Services and its designated Financial Agents to electronically debit your bank account for the amount of your tax payment.

ACH Credit/Pay After Filing

Selecting this payment option **does not** automatically initiate your payment. The confirmation number you will receive with this return only acknowledges the filing of the return. You **must** initiate a payment separate to this filing.

Only those taxpayers who are currently registered for and who already pay by ACH credit may use this option.

Cancel

Save Draft

< Previous

Next >

If there is a tax due amount, you will be prompted to submit payment. Select your preferred payment method, then click **Next**.



< SMALL BUSINESS, LLC

CT-1065/CT-1120SI Pass Through Entity
Tax Return

\$4,293.00

Balance Due

31-Jan-2022

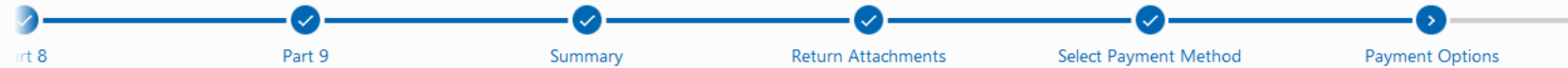
18-Apr-2022

Due Date

Pass Through Entity

100802151000

SMALL BUSINESS, LLC



Payment Options

How do you want to pay?

- Bank Account**
Use your bank account to make an ACH debit payment
- Credit Card**
Use your credit card to make a payment

Cancel

Save Draft

< Previous

Next >

Select the desired payment option and click **Next**. In this example, we have selected Bank Account.

Enter the payment amount, then confirm the payment amount and date. Select the payment type. Most will select *Direct Payment*.



If the funds for this payment come from an account outside the United States, choose 'IAT Direct Payment' as the payment channel type.

Debit Block Codes:

A debit block is when you have notified your bank or financial institution to reject all debit requests against your account unless you have provided a specific "debit block code". For more information and a listing of debit block codes, [click here](#)

If this is the first payment using this bank account through **myconnect**, an account validation will be sent to the bank. The payment withdrawal from your bank may take **up to five (5) business days**. Once the payment has been processed from your bank, the original payment date will be honored.

Pay with Bank Account

Amount

Confirm Amount

Payment Date

* Type

Cancel

Save Draft

< Previous

Next >

If the funds for this payment come from an account outside the United States, choose 'IAT Direct Payment' as the payment channel type.

Debit Block Codes:

A debit block is when you have notified your bank or financial institution to reject all debit requests against your account unless you have provided a specific "debit block code". For more information and a listing of debit block codes, [click here](#)

If this is the first payment using this bank account through **myconneCT**, an account validation will be sent to the bank. The payment withdrawal from your bank may take **up to five (5) business days**. Once the payment has been processed from your bank, the original payment date will be honored.

Pay with Bank Account

Amount

Confirm Amount

Payment Date

Type

Routing Number

Bank Name

Account Number

Confirm Account

Bank Account Type Checking

Savings

Save for future use No Yes

Once you have entered all required payment information, click **Next**.

Note: When paying with a Bank Account, you can save your information for future use.

Cancel

Save Draft

< Previous

Next >

CT-1065/CT-1120SI Pass Through Entity
Tax Return

31-Jan-2022
Pass Through Entity
100802151000
SMALL BUSINESS, LLC

\$4,293.00

Balance Due

18-Apr-2022

Due Date

Enter your electronic signature, then click **Submit**.

Confirm Submission

Terms and Conditions

I authorize (1) the Connecticut Department of Revenue Services and its designated Financial Agents to initiate a Direct Payment (automatic withdrawal) from the financial institution account designated in this transaction for payment of my Connecticut tax, and (2) my financial institution to debit the entry to my account.

The amount of the Direct Payment will be: \$4,264.00 and will be initiated on 01-Apr-2023.

I understand that if the Connecticut Department of Revenue Services does not receive full and timely payment of my tax liability, I will remain liable for the tax liability and all applicable interest, penalty and return item charges. **Note:** In some instances, your account will be debited on the next business banking day.

Declaration of Taxpayer(s)

I declare under the penalty of law that I have examined this return (including any accompanying schedules and statements) and, to the best of my knowledge and belief, it is true, complete, and correct. I understand the penalty for willfully delivering a false return or document to DRS is a fine of not more than \$5,000, imprisonment for not more than five years, or both.

Once you have agreed that all the information is correct, select "Submit" below to complete this filing. Upon successful filing, you will receive a confirmation number and the option to print a copy of this filing information.

Sign Here

Date 01-Apr-2023

Taxpayer Signature
(Enter Name) Sherri Benson

Cancel

Save Draft

< Previous

Submit



< SMALL BUSINESS, LLC

Confirmation

Your return has been submitted to the Connecticut Department of Revenue Services. The return will be posted to your account after your submission is processed. Your confirmation number is: **0-000-006-848.**

Filing Details:

Date Submitted: 4/1/2023 6:18:23 PM
Customer Name: SMALL BUSINESS, LLC
Tax Type: Pass Through Entity
Form Type: Form CT-1065/CT-1120SI
Period End: 1/31/2022
Payment Type: ACH Debit/Direct Payment
Amount of Payment: \$4,293.00
Payment Date: 4/1/2023

Upon successful submission of your return and payment (if applicable), you will be directed to a Confirmation page. If you wish to print a copy of the return for your records, click the **Printable View** button to open a PDF version of the return in your browser.

OOPS? If you want to make a change, it is not too late. While a return is still pending, you can return to your account, view your submission, and edit as necessary.

[Printable View](#)

[OK](#)

Form CT-1065/CT-1120SI Printout (myconneCT Taxpayer Copy)

Connecticut Pass Through Entity Tax Return - Form Year 2021

Period Ending On: 31-Jan-2022

Date Submitted: 01-Apr-2023 6:18 PM

Organization Name: SMALL BUSINESS, LLC

Business Trade Name:

CT Tax Registration No.: 100802151-000

FEIN: 32-1646974

Due Date: 18-Apr-2022

Contact Name: Sherry Benson

User's Email: sbenson@sbllic.com

User's Phone: +1 (860) 293-4829

Payment Information

Account Type: Checking

Routing Number: 275971838

Bank Name: KEYSAVINGS BANK

Payment Date: 4/1/2023

Account Number: 1234567

Payment Amount: \$4,293.00

Confirmation Number: 0-000-006-848

Pass Through Entity Information



Type of PE

S corporation

A. Final return: If you are no longer subject to the tax in Connecticut, please go to the "More..." tab and then "Taxpayer Updates" to close your tax

Not applicable

Is this a short period return? No



You can use the browser tools to print a copy of the return for your personal records.

Important: Do not mail this confirmation page to the agency. Mailing in the confirmation page could result in duplicate filings and delayed processing of your return.

3. Total payments (sum of lines 3a, 3b, 3c)	\$	0.00
4. Balance due (Line 3 subtracted from line 2)	\$	3,519.00
5a. Estimated penalty	\$	352.00
5b. Estimated interest	\$	422.00
5c. Interest on underpayment of estimated tax	\$	0.00



< SMALL BUSINESS, LLC

Confirmation

Your return has been submitted to the Connecticut Department of Revenue Services. The return will be posted to your account after your submission is processed. Your confirmation number is: **0-000-006-848**.

Filing Details:

Date Submitted: 4/1/2023 6:18:23 PM
Customer Name: SMALL BUSINESS, LLC
Tax Type: Pass Through Entity
Form Type: Form CT-1065/CT-1120SI
Period End: 1/31/2022
Payment Type: ACH Debit/Direct Payment
Amount of Payment: \$4,293.00
Payment Date: 4/1/2023

You must furnish Schedule CT K-1 to each of your members on or before the fifteenth day of the third month following the close of the taxable year (March 15 if the PE's taxable year for federal income tax purposes is the calendar year).

If you requested an extension of time to file **Form CT-1065/CT-1120SI, Connecticut Pass-Through Entity Tax Return**, by timely filing **Form CT-1065/CT-1120SI EXT, Application for Extension of Time to File Connecticut Pass-Through Entity Tax Return**, the deadline for furnishing Schedule CT K-1 to members is automatically extended to the fifteenth day of the ninth month following the close of the taxable year (September 15 if the PE's taxable year for federal income tax purposes is the calendar year).

If you are no longer subject to the Pass Through Entity tax in Connecticut; please go to the "More..." tab and then "Taxpayer Updates" to close your Pass Through Entity tax.

Please note: You are responsible to file/pay all returns for any tax type(s) you are closing through the end of the close date.

OOPS? If you want to make a change, it is not too late. While a return is still pending, you can return to your account, view your submission, and edit as necessary.

Printable View

OK

Click **OK** to return to the Summary page.



Not seeing what you're looking for? Click the 'More...' tab for other options such as updating names, addresses, and viewing correspondence.

The status of the return is *Submitted*. Once the return has been processed, the status will display as *Return Filed*.

Summary **Action Center** ² Settings More...

Filter

Pass Through Entity
SMALL BUSINESS, LLC
14 MAIN DR
BEACON FALLS CT 06403-1631
Action Center Items ²

Return Period Ending On 31-Jan-2022 > [View Submission](#)
Annual Filer
Status
Submitted

Account > [View/File Returns and View Period Detail](#)
Account ID: 0200016643 > [Make an Estimated Payment](#)
CT Registration No: 100802151000 > [Make a Payment](#)
Balance
\$124.95

Available Prepayments > [View Prepayments](#)
Payments on File
\$100.00



Username

Password

Log in

[Forgot Username or Password?](#)

Logging in for the first time?

[Create a Username](#)

[Click here](#) for more tutorials!

- > [Make a Bill Payment](#)
- > [Apply/Renew Tax Exemption Form](#)
- > [File Returns/Extension](#)

- > [File an Extension](#)
- > [Where's my Refund?](#)
- > [What's My 1099-G Amount?](#)
- > [Upload Earned Income Tax Credit \(EITC\) Documents](#)
- > [File your Earned Income Tax Credit \(EITC\) Protest](#)
- > [View Tax Calculators](#)

- > [Earned Income Tax Credit Information \(EITC\)](#)
- > [DRS Publications](#)
- > [New Businesses Portal](#)
- > [Individual Income Tax Information](#)
- > [Third Party Bulk Filers Information](#)

